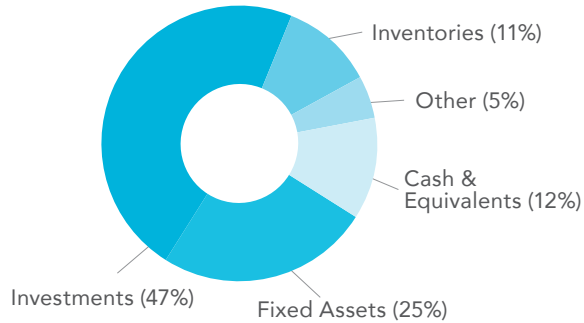
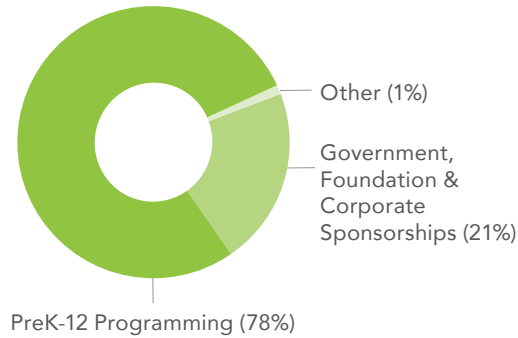


FINANCIAL STATEMENT (in thousands)

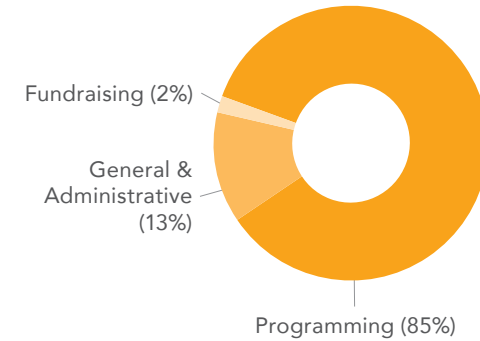
2019 Assets



2019 Revenues



2019 Expenses



Statement of Financial Position	2019	2018
Assets		
Cash & Cash Equivalents	\$4,050	\$6,256
Accounts Receivable	381	214
Grants Receivable	832	1,057
PreK-12 Education Program Supplies	3,600	2,394
Investments - Market Value		
Endowment	6,411	5,389
Other	8,211	7,047
Other - Trust	1,311	841
Other Assets	528	701
Buildings, Exhibits, Collections, Software & Equipment - Net	8,183	5,541
Total Assets	\$33,326	\$29,440
Liabilities and Net Assets		
Accounts Payable & Accrued Expenses	\$1,768	\$2,128
Deferred Revenue	616	426
Other Liabilities	1,169	843
Total Liabilities	\$3,553	\$3,398
Net Assets	\$29,774	\$26,042
Total Liabilities and Net Assets	\$33,326	\$29,440

Statement of Activities	2019	2018
Revenue		
Pre K-12 Programming	\$26,255	\$25,284
Government, Foundation, & Corporate Sponsorships	7,035	7,031
Store	140	92
Other Revenue	155	97
Total Revenue	\$33,585	\$32,504
Expenses		
Programs:		
Education	\$23,911	\$22,215
Recognition	1,678	1,885
Museum and Exhibits	1,419	1,427
Supporting Activities:		
Management & General	4,066	3,861
Fundraising	725	679
Total Expenses Related to Program & Supporting Activities	\$31,799	\$30,067
Net from Operations	\$1,786	\$2,437
Realized & Unrealized Investment Income	2,265	(603)
Other Non-Operational Expense	(319)	
Change in Net Assets	3,731	1,834
Net Assets, Beginning of Year	\$26,042	\$24,208
Net Assets, End of Year	\$29,773	\$26,042